



PAR 280 PLC



TAM OTOMATİK PLC KONTROLLÜ TESTERE TEZGAHI FULL AUTOMATIC PLC CONTROL BANDSAW MACHINE



MALZEME SIKMA SİSTEMİ
MATERIAL CLAMPING SYSTEM



MALZEME SÜRME SİSTEMİ
MATERIAL FEEDING SYSTEM



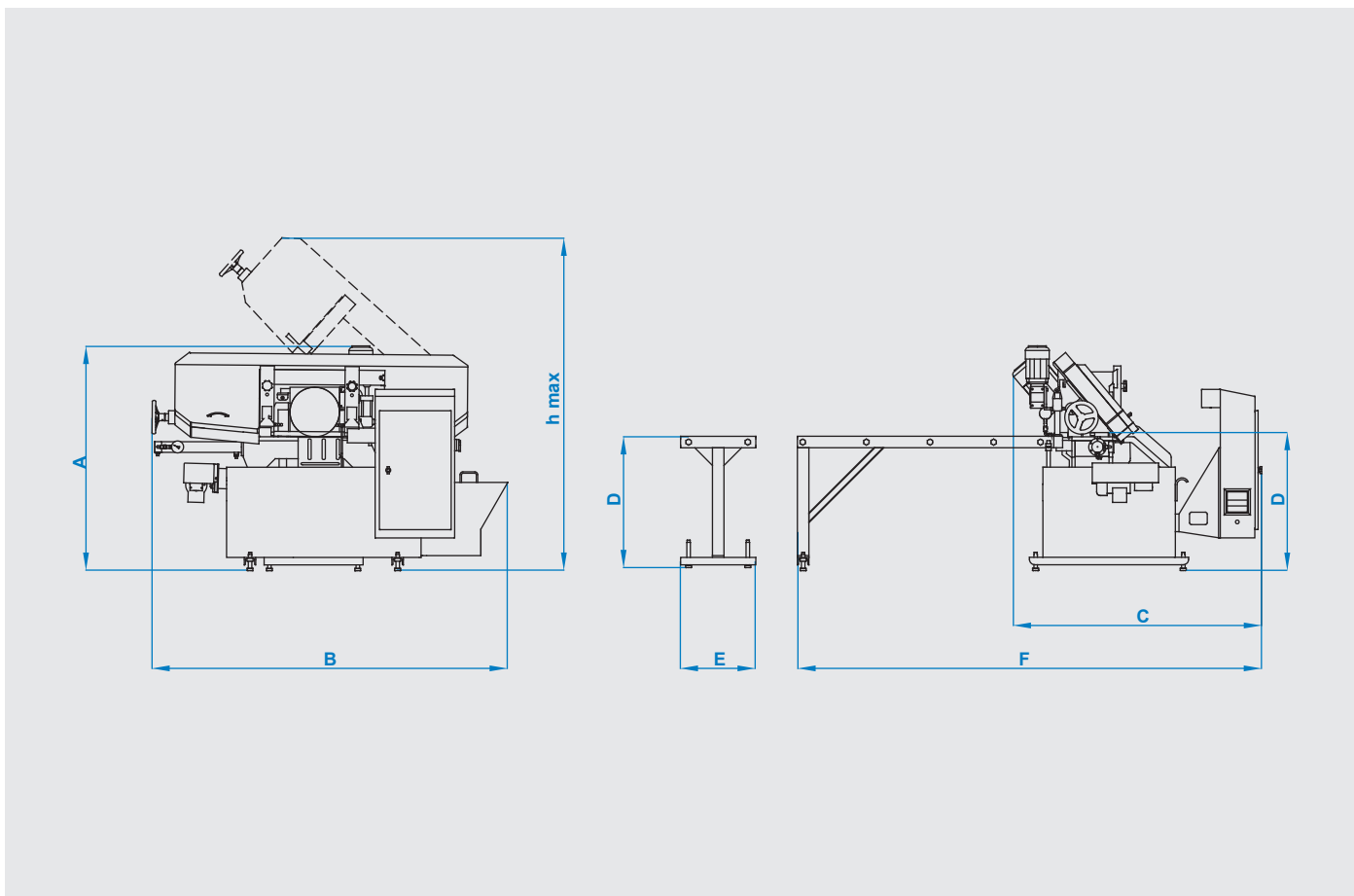
KUMANDA PANELİ
CONTROL PANEL



DAYAMASIZ HASSAS KESİM
ACCURATE CURRING

ÖLÇÜLER DIMENSIONS

MAFSALLI MODELLER PIVOT TYPES



TEKNİK ÖZELLİKLER / TECHNICAL FEATURES

A	1215 mm 47.83 inch	B	2010 mm 79.13 inch	C	1410 mm 55.51 inch	D	750 mm 29.53 inch	E	525 mm 20.67 inch	F	2630 mm 103.54 inch	hmax	1850 mm 72.83 inch
---	-----------------------	---	-----------------------	---	-----------------------	---	----------------------	---	----------------------	---	------------------------	------	-----------------------

Otomatik Automatic	Şerit Ölçüsü Blade Dimension 27 x 0.9 x 3670 mm 1 x 0.035 x 144.5 inch	Şerit Motoru Blade Motor 1.5 kW - 1500 d/d 1 hp - 1500 rpm	Sürücü Motor Feeding Motor 0.37 kW - 1000 d/d 0.49 hp - 1000 rpm
Hidrolik Motor Hydraulic Pump Motor 0.75 kW - 1400 d/dk 1 hp - 1400 rpm	Soğutucu Motor Cooling Liquid Motor 0.12 kW - 3000 d/dk 0.16 hp - 3000 rpm	Voltaj Voltage 400 V 400 V	Maksimum Güç Maximum Power 2.92 kW 3.92 hp
Kesme Hızı Cutting Speed 15 m/dk - 100 m/dk 130 m/dk - 426 ft/min	Ağırlık Weight 870 kg 1918 lbs	Talas Konveyörü Motoru Chip Conveyor Motor 0.18 kW 1500 d/dk 0.24 hp - 1500 rpm	Şerit Germe Sistemi Blade Tensioning System Hidromekanik Hydramechanic

Kesim Kapasitesi Cutting Capacity 280 mm 11.02 inch	Kesim Kapasitesi Cutting Capacity 290 mm 11.42 inch	Kesim Kapasitesi Cutting Capacity 280 mm 11.02 inch	Kesim Kapasitesi Cutting Capacity 250 x 250 mm 9.84 x 9.84 inch	Kesim Kapasitesi Cutting Capacity 150 x 290 mm 5.91 x 11.42 inch	Kesim Kapasitesi Cutting Capacity 280 mm 11.02 inch	Kesim Kapasitesi Cutting Capacity 280 mm 11.02 inch	Kesim Kapasitesi Cutting Capacity 280 mm 11.02 inch	
90°	90°	60°	45°	30°	0°	90°	45°	60°