


# PSM 280



## YARI OTOMATİK TESTERE TEZGAHI SEMI AUTOMATIC BANDSAW MACHINE




**MALZEME SIKMA SİSTEMİ**  
MATERIAL CLAMPING SYSTEM



**KUMANDA PANELİ**  
CONTROL PANEL



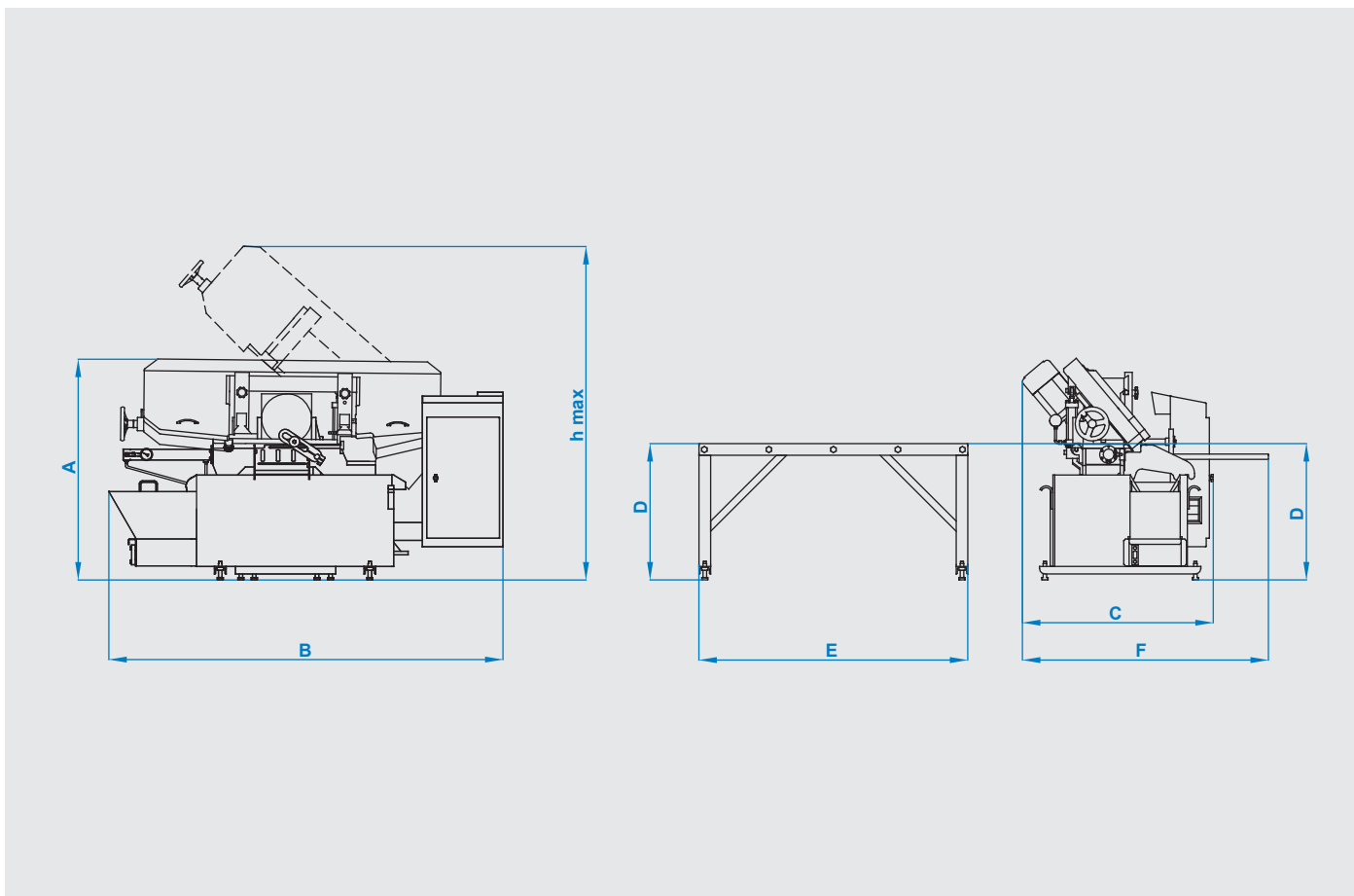
**ŞERİT GERDİRME SİSTEMİ**  
BLADE TENSIONING



**AÇILI KESİM**  
MITER CUTTING

## ÖLÇÜLER DIMENSIONS

## MAFSALLI MODELLER PIVOT TYPES



## TEKNİK ÖZELLİKLER / TECHNICAL FEATURES

A	1235 mm 48.62 inch	B	2200 mm 86.61 inch	C	1065 mm 41.93 inch	D	725 mm 28.54 inch	E	1500 mm 59.06 inch	F	1375 mm 54.13 inch	hmax	1880 mm 74.02 inch
---	-----------------------	---	-----------------------	---	-----------------------	---	----------------------	---	-----------------------	---	-----------------------	------	-----------------------

Yarı Otomatik Semi Automatic	Şerit Ölçüsü Blade Dimension 27 x 0.9 x 3670 mm 1 x 0.035 x 144.5 inch	Şerit Motoru Blade Motor 1.5 kW - 1500 d/d 2 hp - 1500 rpm	Sürücü Motor Feeding Motor Manuel Manual
Hidrolik Motor Hydraulic Pump Motor 0.75 kW - 1400 d/dk 1 hp - 1400 rpm	Soğutucu Motor Cooling Liquid Motor 0.12 kW - 3000 d/dk 0.16 hp - 3000 rpm	Voltaj Voltage 400 V 400 V	Maksimum Güç Maximum Power 2.37 kW 3.18 hp
Kesme Hızı Cutting Speed 15 m/dk - 100 m/dk 130 m/dk - 426 ft/min	Ağırlık Weight 600 kg 1322 lbs	Malzeme Sıkma Sistemi Material Clamping System Hidrolik Hydraulic	Şerit Germe Sistemi Blade Tensioning System Hidromekanik Hydramechanic

Kesim Kapasitesi Cutting Capacity	Kesim Kapasitesi Cutting Capacity	mm inch	60°	45°	30°	0°	90°	45°	60°
280 mm 7.87 inch	300 mm 11.81 inch	● ■ □	250 mm 9.84 inch	210 x 210 mm 8.27 x 8.27 inch	280 x 280 mm 11.02 x 11.02 inch	280 mm 11.02 inch	250 x 250 mm 9.84 x 9.84 inch		
			200 x 200 mm 7.87 x 7.87 inch		280 x 280 mm 11.02 x 11.02 inch	280 mm 11.02 inch	140 x 300 mm 5.51 x 11.81 inch		